



SCHOOL IS A  
BUILDING WHICH HAS  
FOUR WALLS WITH  
TOMORROW INSIDE.

“ASK YOURSELF IF WHAT  
YOU'RE DOING TODAY IS  
GETTING YOU CLOSER TO  
WHERE YOU WANT TO BE  
TOMORROW”-UNKNOWN

Welcome to the

# Year 10 Information Evening





# Admin

- If you lose the connection to this zoom please wait 30 seconds and retry the link again
- Questions – please use the chat function
  - Mr Hood will be answering questions in the chat, or I will respond at the end



**MAIDEN ERLEGH**  
SCHOOL IN READING

# Mr Johnson

Headteacher



**MAIDEN ERLEGH**  
SCHOOL IN READING

# Miss Davies

Head of Year 10



What a year it has been...and what a year it will be!





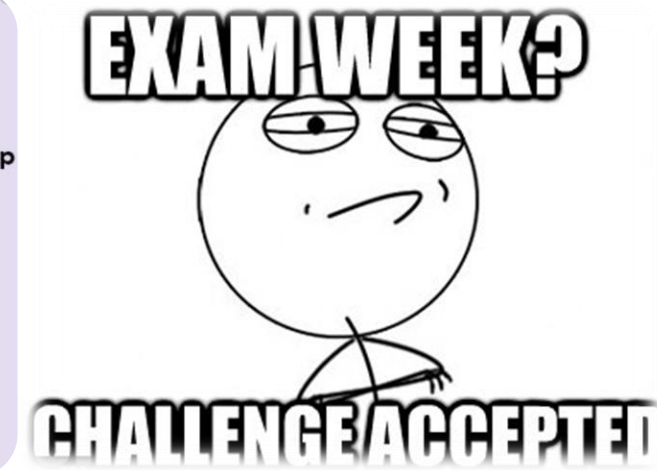
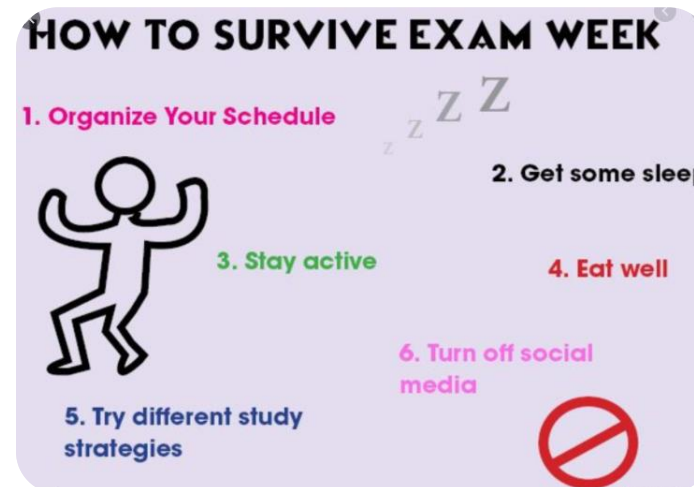

# Key Dates to know!

## PPE Week (Pre-Public Examinations)

- RE PPE – 22<sup>nd</sup> October 2020– Afternoon exam
- Creative iMedia – 5<sup>th</sup> November 2020 – Afternoon exam
- PPE Week for all subjects – week commencing 15<sup>th</sup> March 2021

Progress Meeting – (Parents' Evening) 22<sup>nd</sup> April

Work Experience – week commencing 21<sup>st</sup> June





There are 22 months till GCSE  
exams

We cannot leave it till Year 11!

For those doing RE and iMedia  
there are approximately 8  
months!



**KEEP  
CALM  
AND  
STUDY  
FOR EXAMS**

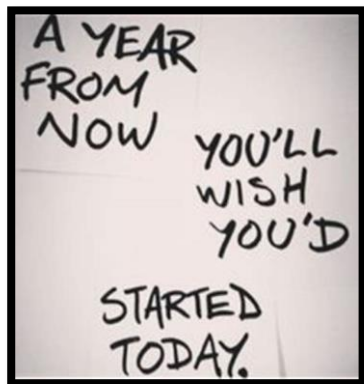


Student, Home and School – we all need to work together to support your child through school.

They learn  
They try  
They work  
They ask  
They strive!

We teach  
We listen  
We support  
We help  
We guide  
We prepare

You support  
You listen  
You guide  
You prepare  
You help



I believe the children are our future. Teach them well and let them lead the way. Show them all the beauty they possess inside.”



# How to support with Year 10 and preparing for PPEs and Year 11



## • What you can do?

- Provide a quiet working space if possible
- Listen when they feel anxious
- Check ClassCharts regularly
- Encourage them to prepare early and to not give up
- Help with creating revision timetables
- Help to make effective use of time
- Communicate with us

**BELIEVE IN THEM**

## • What they can do?

- Prepare early! This helps to ease anxiety too!
- Ask their teachers for support if needed.
- Utilise the exam tips they have been given is PSMSC.
- Use PLCs and any Schemes of Work that subjects have provided them.
- Make use of any online platforms for revision, e.g. Google Classroom, Hegarty Maths, DrFrostMaths, Kerboodle
- Complete past papers for subjects
- Use the work in class as their key revision tool.
- Remain focused throughout the year! Not just before the exams!

**BELIEVE IN THEMSELVES**

## • What we can do?

- Students were informed of when PPEs will be in first assembly of they year.
- PSMSC for this half term has been on exam preparation.
- I will also remind students of these dates on return from half term in February. A letter will also be sent home
- Tutor time will be allocated to exam tips in the week 22/2.
- The week prior to the PPE exams (w/c 8/3) will be a revision week for students to revise in tutor time
- My tutor team, and myself, will be there to support those feeling anxious about the exams.

**BELIEVE IN THEM**



What do the grades mean?



## 9-1 Assessment and GCSE grading

Replaces the old A\* - G system for GCSE grades

- 9 is high, 1 is low (a rough comparison guide is below)
- Grade 5 is considered a strong pass, 4 a good pass
- New exam courses on all subjects

### GCSE A\*-G/1-9 Equivalent

New GCSE Grades	1	2	3	4	5	6	7	8	9
Old GCSE Grades	F/G	E	D	Bottom 2 thirds C	Bottom third B Top third C	B Top 2 thirds	A	A*	A* Top 20% Grade A and above

Route 1

Route 2

Route 3



M  
SO

H

YOUR CHILD IS HERE



# Route 1

They did not get 9-4 grades

## Their Next Steps

They could go to Sixth Form or College but will have to sit Level 2 course which includes English and Maths

They could do a level 2 apprenticeship but will have to also sit Maths and English



## Route 2

They got 5 of grades at 9-4 BUT not both English and Maths

### Next Steps

Could go to Sixth Form or College but MIGHT have to sit Level 2 course which includes English and/or Maths

Could go to Sixth Form or College and MIGHT be able to take Level 3 course BUT have to take English and/or Maths

Could do a level 2 apprenticeship but will have to also sit Maths and/or English



## Route 3

They got five grades at 9-4

They also got English and Maths at Grade 4 or above

### Next Steps

Could go to Sixth Form or College and will be able to chose which A-levels they would like to take.

They could do a level 2 or Level 3 apprenticeship



This what we think your son and daughter is predicted.

This is their current attainment

Subject	Autumn 1	Autumn 2	Spring 1	Spring 2	Summer	Assessment Results	KS4 Grades			Current Behaviours for Learning		Teacher
							Predicted Grades	Student Target	Benchmark	Positive Behaviours	Behaviours which need Improvement	
<b>English Language</b> <i>Flight path</i>	4H	4H	4H	4H	5L	5M	5M	3M	8M	WQ PA	FC AW	Ms N. Barrett
	4H	4H	4H	5L	5M							
<b>English Literature</b> <i>Flight path</i>	4H	4H	4H	5L	5M		5M		8M			
	4M	4H	4M	5L	5M							
<b>Mathematics</b> <i>Flight path</i>	3H	3H	3H	4L	4L	U	4H	7H	7M	FC AS	PA IN	Miss C. Langille
	4M	4M	4M	4L	4L							
<b>Science</b> <i>Flight path</i>	4L	4L	4L	4L	4L	3L	6L	7M	8M	CH		
	4M	4M	4M	4L	4L							
<b>Art</b> <i>Flight path</i>	4L	4L	4L	4L	4L	6H	9	9	9			
	4M	4H	4H	5L	5M							
<b>Design &amp; Technology</b> <i>Flight path</i>	4M	4M	4M	4M	4M	5H	5H	3M	3M	CH CO	RR FC	Mr C. Bradley
	4H	5L	5M	5M	5M							
<b>History</b> <i>Flight path</i>	4M	4M	4M	4M	4M						FC WQ	Mr P. Mitchell
	4H	5L	5M	5M	5M							
<b>Religion and Philosophy</b> <i>Flight path</i>	4L	4M	4M	4M	4M	5H	5M	5	5H	PA	RL DL	Mrs K. James
	4H	5L	5M	5H	6H							
<b>Spanish</b> <i>Flight path</i>	3M	3M	3M	3M	4L	6L	7M	8L	8L	IN		Mrs H. Pepper
	3H	3H	4L	4M	4H							

PPE results – these should be approaching the predicted grades

This what your son and daughter would like to achieved.

This is the improvements your son/daughter could make.





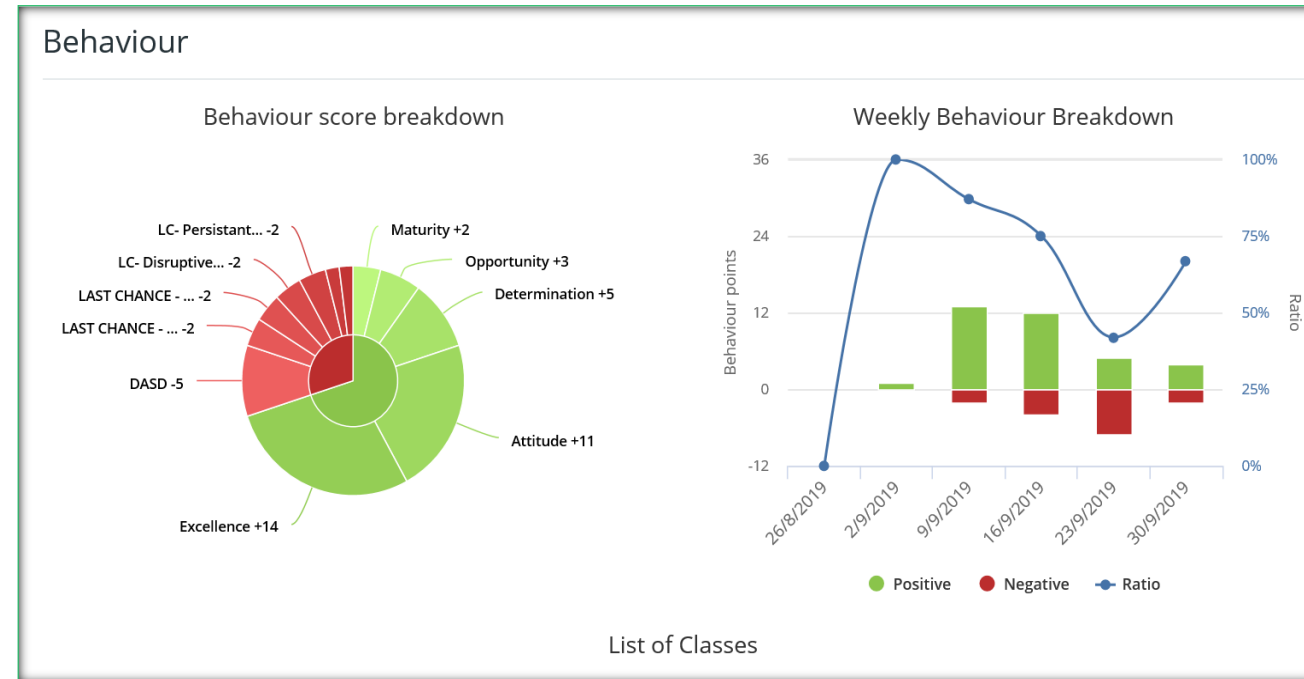
# Some final reminders



# Classcharts

- Positive & negative house points
- Homework is logged here
- Share messages about positive things in and out of lessons
- Give detail about detentions and reasons for them
- Parent app or access via computer
- Students app or access via computer
- Helps to review how your child is doing in school

If you, or your child, need their log in code then their form tutor can assist with this.



# Uniform



I want every student in my year group to look as smart as possible. Please support me with maintaining that high standard.

- School shoes not trainers
- A single pair of plain studs
- Smart and tidy hair in a natural colour
- Plain face mask, ideally in navy or black, worn any time they are not in a classroom
- Coats and jackets should not be worn in the school building,



On days when students have PE they have to come in with PE kit on. This should be:

- School navy PE top, either short or long sleeved
- Navy shorts or tracksuit bottoms with no logo or design. Not leggings
- Either a school PE jumper or a plain navy jumper with no logo. Students can wear their blazer on days they have PE to keep warm

**There will be examples for PE kit on the next slide**

# PE Kit – Students will be told when to put on football boots/shin pads when needed in lesson



Girls Top



All - white socks

All - navy blue shorts  
and/or  
navy blue tracksuit bottoms



Boys Top

Girls Jumper



All - trainers (any colour)



Boys Jumper





# Contact details

- Have we got the right contact details for you?
  - Do you get the letters sent out?
- If not, please check that the school has the correct contact information



# Finally...Our Tutor Team

Your child's form tutor is your first point of contact for queries. They can be contacted via the school reception.

10G1 – Mr Murphy and Mr Fowler

10G2 – Miss Ryan

10P1 – Mr Galvin and Mrs Aldridge-Gibbons

10P2 - Miss Jordan and Mr Sparks

10T1 – Miss Phillips

10T2 – Mr Pearce



**Thank you!**  
**Any questions**





# Frequently Asked Questions

- **Where can we find the exam boards for each subject?**
  - This information is on the Key Stage 4 Curriculum section of our website
- **When will the next Data Collection Point (DCP) be released?**
  - 19<sup>th</sup> October on the SIMS Parent App
- **How do we access ClassCharts?**
  - Download the ClassCharts app from your smartphone's app store and you will need a "parent code". Your child's form tutor can provide you with this. There is further information on the ClassCharts app and SIMS Parent App on our school website in the "parent" section under "communication"
- **When should students wear face masks?**
  - Any time they are not in a classroom, these should be put on when arriving at school, prior to entering the building.
- **Where can we find form tutor's email address?**
  - Any time you need to contact the form tutor you can send an email to the school reception and they will forward this to your child's tutor